



CYBERSECURITY

SOUTHERN CALIFORNIA
Los Angeles, Orange, Riverside, San Bernardino, Ventura, and San Diego counties


EMPLOYMENT TRENDS IN CYBERSECURITY

36,106

workers employed in cybersecurity-related Jobs in 2017

15,967 Online job postings for related positions (Sept. 2017 - Aug. 2018)¹

PROJECTED EMPLOYMENT GROWTH (2018 - 2026)²



17.3%

8-year projected growth for

Information Security Analysts

INFORMATION SECURITY ANALYST



2,365

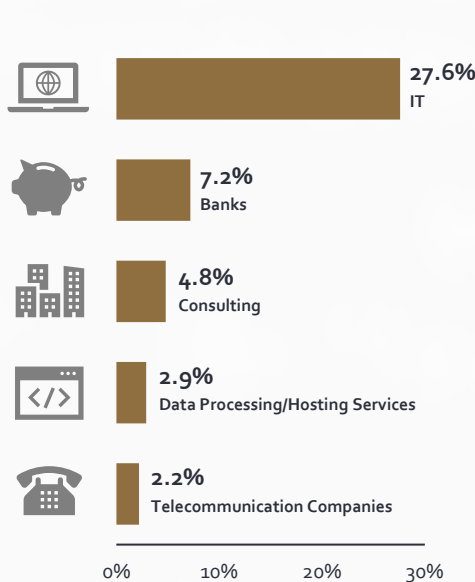
Job Postings
on National Labor Exchange³

\$ 48.08

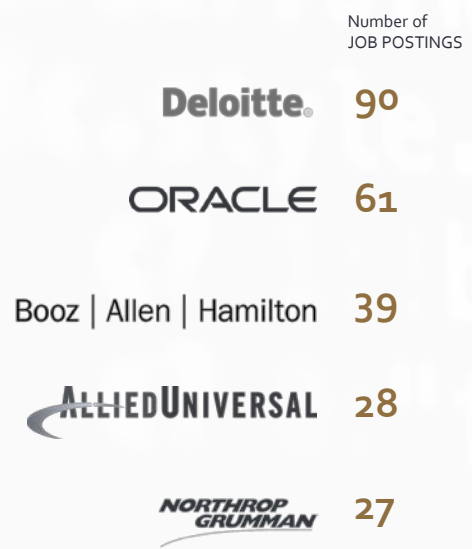
Average Hourly Earnings²

\$27.07 ————— \$71.39

TOP 5 INDUSTRIES RECRUITING INFORMATION SECURITY ANALYST²



TOP EMPLOYERS RECRUITING INFORMATION SECURITY ANALYST²



Sources:

¹CyberSeek; ²BLS and ICF; ³O*net

Pursuant to the National Apprenticeship Act, the Department of Labor works to expand opportunities related to apprenticeship programs. This project has been funded, either wholly or in part, with Federal funds from the Department of Labor, Employment & Training Administration under the contract number/work order DOL-OPS-16-A-0012/1605DC-18-F-00060. The contents of this publication do not necessarily reflect the views or policies of the Department of Labor, nor does mention of trade names, commercial products, or organizations imply endorsement of same by the U.S. Government.